

We are DEVELON

We trace our roots to 1937 as one of Korea's first large scale machine plant. Throughout time we have consistently delivered exceptional products and solutions.

DEVELON is a bold name that reflects our core ambition to continue developing onwards and leaving behind a positive footprint in our world. Moving forward, we seek to be part of our customers and partners' endeavor to build a better world.

Powered by **Innovation**



©2023 HD Hyundai Infracore. All rights reserved.
HDIPBE-01-2306

Certain specification(s) are based on engineering calculations and are not actual measurements. Specification(s) are provided for comparison purposes only and are subject to change without notice. Specification(s) for your individual Develon equipment will vary based on normal variations in design, manufacturing, operating conditions, and other factors. Pictures of Develon units may show other than standard equipment.

develon-ce.com

DEVELON

Wheel loader

DL250-7M



Photos may include optional equipment

BRISK AND BRIGHT, NEEDS NO DECORATION

**A Brisk Worker Who Prepares All the Way,
The Versatile Instrument to Harmonize in Every Work**

To deliver a great performance, you need a powerful instrument. Structural balance, proper tension, preparatory tuning, right combination of durable material and craftsmanship. DL250-7M are formed based on functionality and performance. Whether to perform in fast rhythm or to end up on a long-term work, it will be the flexible instrument in a range of conditions.

DL250-7M optimum usage ensures you to ideally prepare for daily operations on various duties. Dual line-up of mechanical and electrical engine gives you the further choices to fit your need. Available various attachments to be tuned into various field of works. It is the sum of our skills and understanding which continues Develon's legacy and make the most of it.

Finely tuned, especially robust and efficient, DL250-7M is tightly stretched to perform at the highest level. Ready to bring you unparalleled productivity and efficiency.



A FLEXIBLE AND VERSATILE PERFORMER

Dual line-up of mechanical and electrical engine gives you the further choices to fit your need. Various attachments including high lift and counterweight option prepared for various field of works. Power, and athletic balance of Superior hydraulic system harmonized with features to work efficiently.

MEET WITH EFFICIENT FEATURES

Do more with less fuel. Working modes and power modes provided for constantly changing working conditions. Adjusts the mode depending on the situation, for either fuel efficiency or performance. Lock-Up function to fully and effectively deliver the whole engine power.

TO BE SHAPED IN LONG-LASTING FORM

DL250-7M were developed with longevity front of mind. Obsessive engineering and countless tests have proved DL250-7M's superior quality and durability to make an equipment you can count on to cope with the most demanding work environments. Its functional and intuitive in-and-out design delivers you comfort and total control.

WE ARE BACK WITH NEW FEATURES

All the nice features of previous model
bodily succeeded, even nicer things to come.



NEW 8-INCH MONITOR FOR REAR-VIEW CAMERA (OPTIONAL)

Large and bright LCD monitor to view rear surroundings for safe operation. Wide angle Rear-view camera integrated into the radiator grill, offering seamless design and protection.

LSD (LIMITED SLIP DIFFERENTIAL) (OPTIONAL)

Various axle option available for different terrain conditions to meet your needs.

STRENGTH AND INTELLIGENCE

With tremendous lift height and capacity, along with enough torque to bite into the toughest materials, Develon wheel loaders go a step beyond scooping, carrying and loading. It's your ticket to making harder work easier, longer days more enjoyable, and every minute more productive and profitable.

AUTOMATIC REVERSE FAN

The optional reversible functionality of the fan, which blows air in the opposite direction, allows self-cleaning of the cooling units.

CABIN VISIBILITY

Improved visibility to the left and right bottom section of the front windshield for easy positioning of front wheels.

INCREASED OPERATOR COMFORT

The new spacious cab offers an operator-friendly environment with top-class all-round visibility. It centers around a high comfortable seat.

ENHANCED COUNTERWEIGHT

Reinforced standard counterweight with additional counterweight option

DEVELON FLEET MANAGEMENT (OPTIONAL)

Offering 'preventive maintenance service' based on machine operating data. Providing an expert level consultation to dealers. Functioning as fleet management tool for the customers.

NEW CLUSTER AND KEYPAD

Intuitive gauge panel and keypad enable easy access to machine settings and maintenance data. All switches and operating mechanism integrated to improve operational convenience.

ENHANCED LIS (LOAD ISOLATION SYSTEM) (OPTIONAL)

LIS absorbs the impact with the movement of lifting arm, cutting off the shock not to be transferred to cabin and body. Enhancing the balance, productivity and operator comfort.

THE FIXER IN ALL FIELD

Accelerate Your Productivity With Complete Solution, Almighty DL250-7M

DL250-7M are a particularly versatile equipment, which is designed for all round performance. Two right opportunities with mechanical and electrical engines are available to further your choices. Featured with enhanced hydraulic system and powerful torque, with the perfect balance of maneuverability ensures you to handle any picky environment.

Perfect integration of power and intelligence. DL250-7M s' intelligent automatic system is ready to help you achieve the performance you want with the fuel savings you need.

Maximize productivity by combining with a range of durable attachments. Specialized in each of the needed area, all attachments effectively perform a variety of tasks and increase your productivity.



FULL AUTO TRANSMISSION

The electronic powershift transmission is particularly smooth. Gear ratios perfectly spaced to give optimal speed. Giving comfort and delivering excellent traction in every working condition. Built-in electronic controls enhanced productivity and durability. Transmission has three modes of operation, 'Manual', '1-4 Automatic', '2-4 Automatic'. 'Automatic' mode provides self regulative shift for all gears and 'Semi- Automatic' mode provides automatic option after the first acceleration and gear shift.

SUPERIOR AND SUSTAINABLE POWER

Develon DL06 engine delivers a superior performance while still meeting the Tier III emissions regulations. The engine features excellent power and torque characteristics with 4 valves per cylinder and electronic control. Increased torque and a generous torque reserve allow efficient use of power by the hydraulic system.





LIMITED SLIP DIFFERENTIAL

The front and rear axles are fitted with limited-slip differentials as standard. This automatically ensures the maximum tractive effort and easy driving over soft and swampy ground. It also reduces the risk of skidding and prevents excessive tire wear.



IMPROVED LIS (LOAD ISOLATION SYSTEM, OPTIONAL)

In loaded traveling, the impact on the front could be transferred to the body, may give rise to equipment damage and driver uncomfortableness. LIS option absorbs tremor and minimizes swaying movement of lifting arm while the equipment carries the load. Ultimately enhancing the durability of front structure and operator's comfort.



Z-BAR KINEMATIC

Z-bar design is the best kinematic structure for bucket application. Maximum force can be transferred when bucket is parallel to the ground, resulting in high breakout force.

1. AGGREGATE BUCKET (OPTIONAL)

Designed rehandling bucket lines to give faster and more efficient bucket fill. Fortified bucket options provided for handling aggregate material.



2. ADDITIONAL COUNTERWEIGHT (OPTIONAL)

300kg additional counterweight can be assembled with standard counterweight. Increases tipping load of the machine to raise.



3. HIGH LIFT ARM (OPTIONAL)

High lift arm is available in addition to standard arm to satisfy customers' various applications.



4. QUICK COUPLER CONFIGURATIONS (OPTIONAL)

General purpose buckets or pallet fork are available in coupler configurations for quick and easy change between attachments.



5. HYDRAULIC POWER STEERING

The hydraulic power steering system ensures smooth steering even in the low engine speed ranges. Prepared with steering control valve.

6. ADAPTIVE POWER MODE

Three different power modes give you precise control over the powertrain. Adjust the mode depending on the working situation, for either fuel efficiency or performance, with only a few tabs.

COMPETE WITH PERFECT IN-AND-OUT QUALITY

**Up to Any Challenges,
With Reliability Equipped in Standard**

With you for the long run. Powerful, poise and durable DL250-7M are here to support you with the best components for the job. Obsessive engineering and countless tests have been done for high performance and to cope with most demanding work environments.

Excellent performance with added durability and quality on structure components. Computer assisted design technique applied to remote possibilities in hydraulic components and frame structures. Develon is more than ready to provide an especially robust equipment that is optimally prepared for use for almost any construction challenge.





1. REINFORCED BUCKET

The lower and side panels of the bucket have been reinforced with additional plates as standard. Reinforcement applied at both sides and at lower panel.

1



2. RADIATOR GRILLE WITH STEEL STRUCTURE

The radiator grille with its aerodynamic steel structure increases air flow which facilitates cooling and the maintenance process.

2



3. PROPELLER SHAFT

A protective cover has been installed to protect the oil seal from dust, foreign objects and premature wear. Robust steel suspension provides excellent transmission of power and ensures reliable stability.

3



4. IMPROVED ENGINE DURABILITY BY TECHNOLOGICAL IMPLEMENT

Water separator in fuel to prevent engine damage. Large capacity forced air cleaner removes over 99% of airborne particles, reducing the risk of engine contamination and lengthen the cartridge change intervals.


4



5. LARGE CAPACITY TRANSMISSION OIL COOLER

The large capacity transmission oil cooler ensures durable and stable operation of transmission.

5



6. ORFS-ALL PORTS

To ensure perfect oil tightness, all ports, are fitted with ORFS type. Even in the low pressure ports such as pilot line and pressure line are ORFS type.

6



7. REMOTE AXLE BREATHER

Increased the length of front axle breather for prevention of pollution from particle matter. Added additional remote type axle breather on rear axle.

7



8. RADIATORS MOUNTED ON RUBBER MOUNTS

The radiators are mounted on rubber mounts to effectively with stand vibrations.

8

9. APPLIED MORE RIGOROUS QUALITY STANDARD

All key components meet the increased new quality standard. Applying Develon single platform, which verified in advanced market.





THE AMBIENCE OF LUXURY SEDAN

Technology and Luxury Distilled Into Simplicity

All details matter. Some of our best ideas are not from the high technology, but from deep understanding of our customers' work needs. A space of refinement, with authentic materials and craftsmanship featured to arouse your senses.

Simple and intuitive features to help you to center on important work. With functions and operating information minimized into an intuitive gauge panel, enable you to focus on what you really need to see. Intelligent assist system and uncluttered design accentuates operator to concentrate on work without being distracted.

Enjoy sheer individuality, and luxury. Personal space with completely re-designed cabin interior with climate control systems, air suspension seat and various convenient features makes an outstanding comfort.

SPACIOUS CABIN COMFORT

Refined interior with enhanced legroom and extendable storage space guarantees a serene ride to you. A more orderly interior Equipped with high-class designed upholstery and thoroughly changed comfort accessories. This ensures operator to have a clear and uncluttered workplace at all times.



1. ALL AROUND VISIBILITY

Improved visibility to the Left and right bottom section of the front windshield for easy positioning of front wheels.

2. SMALL DETAILS ADD THE FEELING OF REFINEMENT

Operationally re-designed brake pedal and non-slip floor mat equipped. Heating and ventilation, Air conditioning system upgraded for pleasant environment. USB charger and sunglass case is also equipped for additional comfort. Rear sun visor is also equipped for UV protection.

3. ERGONOMICALLY DESIGNED PEDAL

Ergonomically designed pedals placed at both ends. Pedal angle adjusted to relieve the pressure on ankle and joints, reducing fatigue and to lessen the load of operator.

4. AIR CONDITIONING

The high performance of air conditioning system provides an air flow which is adjusted and electronically controlled according to the conditions. A double air filter protects the operator's environment.

5. REAR VIEW MONITOR (OPTIONAL)

Optional rear-view camera increases safety by giving visibility beyond operator's sight. Additional LED lighting system attached on each side for the clear identification.

6. CENTRAL GAUGE PANEL

A new gauge panel put essential information right in front of the driver. The compact central monitor clearly shows the perfect overview of the machine status and warning messages at a single glance.

7. CONTROL LEVERS (OPTIONAL)

The control levers are very precise. Different options are available to match what the operator is accustomed to. Auxiliary hydraulic control is in operators' fingertips with the New Thumbwheel Joystick.

8 STEERING COLUMN

The steering column features both tilting and telescopic functions.

- 1. All Around Visibility
- 2. Small Details Add the Feeling of Refinement
- 3. Ergonomically Designed Pedal
- 4. Air Conditioning
- 5. Rear View Monitor (Optional)
- 6. Central Gauge Panel
- 7. Control Levers (Optional)
- 8. Steering Column



ALWAYS THE WAY IT WAS, EASY MAINTAINANCE

Keep Working, Keep Gaining

Extended maintenance intervals increase uptime and reduce costs. DL250-7M facilitate features for machine to operate in best condition at long intervals by ensuring short and easy maintenance procedure.

Features to allow you to get the most out of each working day. With helpful features including grouped filters and greasing points. Multiple hand rails and platforms offered for safe maintenance access, checks can be carried out faster and machine uptime will increase.

Thoroughly concentrate on your main work. We are there for you, always connected. Familiar and intuitive Develon Fleet Management provides you the operational data in an hourly cycle.

AUTOMATIC REVERSE FAN

Tolerant for a range of conditions including dusty, sturdy, harsh environments. Electronically controlled cooling fan regulates the temperature of the vital components. The optional reversible functionality of the fan, which blows air in the opposite direction, allows self-cleaning of the cooling units. Reducing the risk of contamination and lengthen the change intervals.

AIR INTAKE

Maintenance-free cyclone air pre-filter separates more than 99% of particles 20 microns in size and larger. Cleaning and cartridge replacement are only needed at long intervals. Extending the air filter's lifetime, the pre-filter also ensures better combustion and a longer engine lifetime.

SAFE ACCESS

To facilitate access and mobility on the machine, multiple platforms and hand-rails ensure that the operator always has a firm support to hold on to and 3-point contacts.





TRIPLE-ELEMENT AIR FILTER

The forced-air cleaner removes 99% of particles and is backed up by turbo pre-filter. Cleaning and cartridge replacement are only needed at long intervals.



**SINGLE LAYER COOLING
MODULE RADIATOR**

Applied single layer cooling module structure. Simple structure made easy for cleaning.





TRANSMISSION FILTER

Transmission filters located in easy reach. Like the rest of the machine's service components, can be checked from ground level.

WATER SEPARATOR

Water separator comes standard to allow the engine to perform at its' top condition regardless of fuel quality.

REMOTE GREASING LUBRICATION PORTS

Front pins can be lubricated from the outside of the machine. Enable to skip the unnecessary procedure of struggling to reach the unapproachable lubrication ports, including crawling under the machine.

ENGINE OIL / COOLANT DRAIN PORT

Remote type drain ports makes it easier to replace engine oil/coolant.

HVAC FILTER ACCESS

Heating, Ventilation and Air Conditioning system is positioned on the outside of the cabin for easier maintenance. Allowing quick replacement on filters and enhancing daily maintenance check easier.

DEVELON FLEET MANAGEMENT (OPTIONAL)

Upgraded Develon Fleet Management provides fuel consumption data, error code, parts replacement interval information. Via Develon Fleet Management, you can always monitor the operating data, anytime or anywhere. Optimized for routinely check to prevent machine troubles and down time.



DEVELON FLEET MANAGEMENT

Telematics Service (OPTIONAL)

TELECOMMUNICATIONS Data flow from machine to web



TELEMATICS TERMINAL

Terminal device is installed and connected to a machine to get machine data.

TELECOMMUNICATION

DEVELON provides Dual mode (Cellular, Satellite) communication to maximize communication coverage

DEVELON FM WEB

User can monitor machine status from DEVELON FM Web

TELEMATICS SERVICE BENEFITS Develon and dealer support customers to improve work efficiency with timely and responsive services

CUSTOMER

Improve work efficiency

- Timely and preventive service
- Improve operator's skills by comparing work pattern
- Manage fleet more effectively

DEALER

Better service for customers

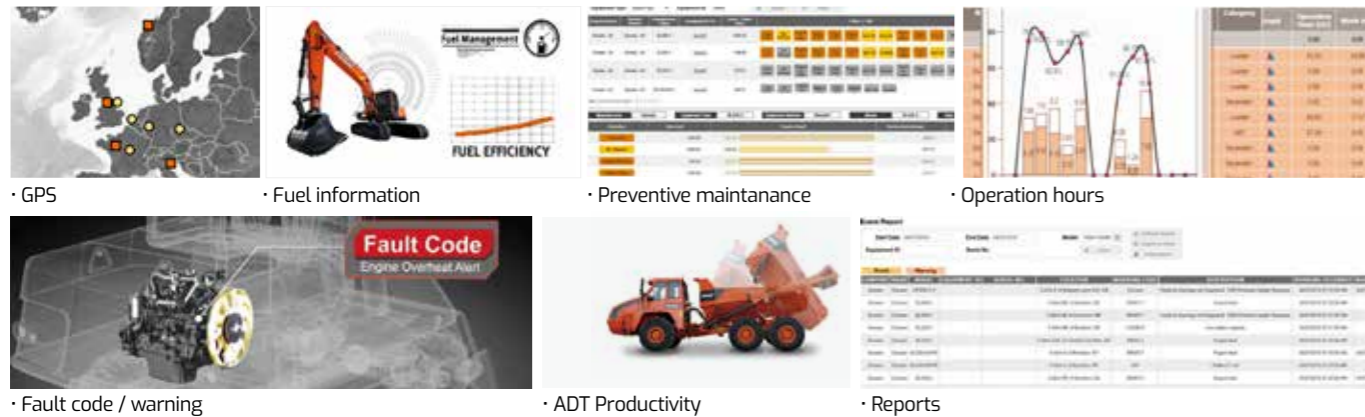
- Provide better quality of service
- Maintain machine value
- Better understanding of market needs

DEVELON

Responsive to customer's voice

- Utilize quality-related field data
- Apply customer's usage profile to developing new machine

FUNCTIONS (WEB/APP) Develon Telematics Service provides various functions to support your great performance



FUNCTION	EXCAVATOR	WHEEL LOADER	ADT
GPS	All models	All models	All models
Operation hours	All models	All models	All models
Maintenance parts	All models	All models	All models
Fault code / Warning	All models	All models	All models
Fuel information	All models	All models	All models
Dump capacity	N/A	N/A	All models

GLOBAL PARTS NETWORK

QUALITY-PROVEN MAIN COMPONENTS

Develon provides fast and precise worldwide delivery of genuine Develon parts through its global PDC (parts distribution center) network.

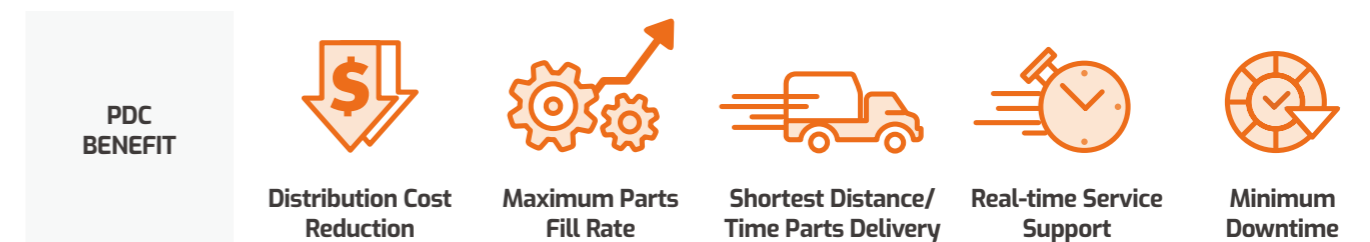


GLOBAL NETWORK

The global network of the GPDC (Global Parts Distribution Center) maximizes its fill rate by making sure that each center is stockpiled with all the critical parts required for businesses in its area. The network also minimizes the time and costs required for parts delivery by positioning PDCs close to major markets around the world. Develon PDCs communicate with customers in their time zone, informing them that they are open for operation, and deliver parts to them as early as possible.

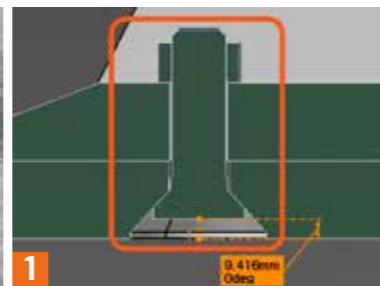
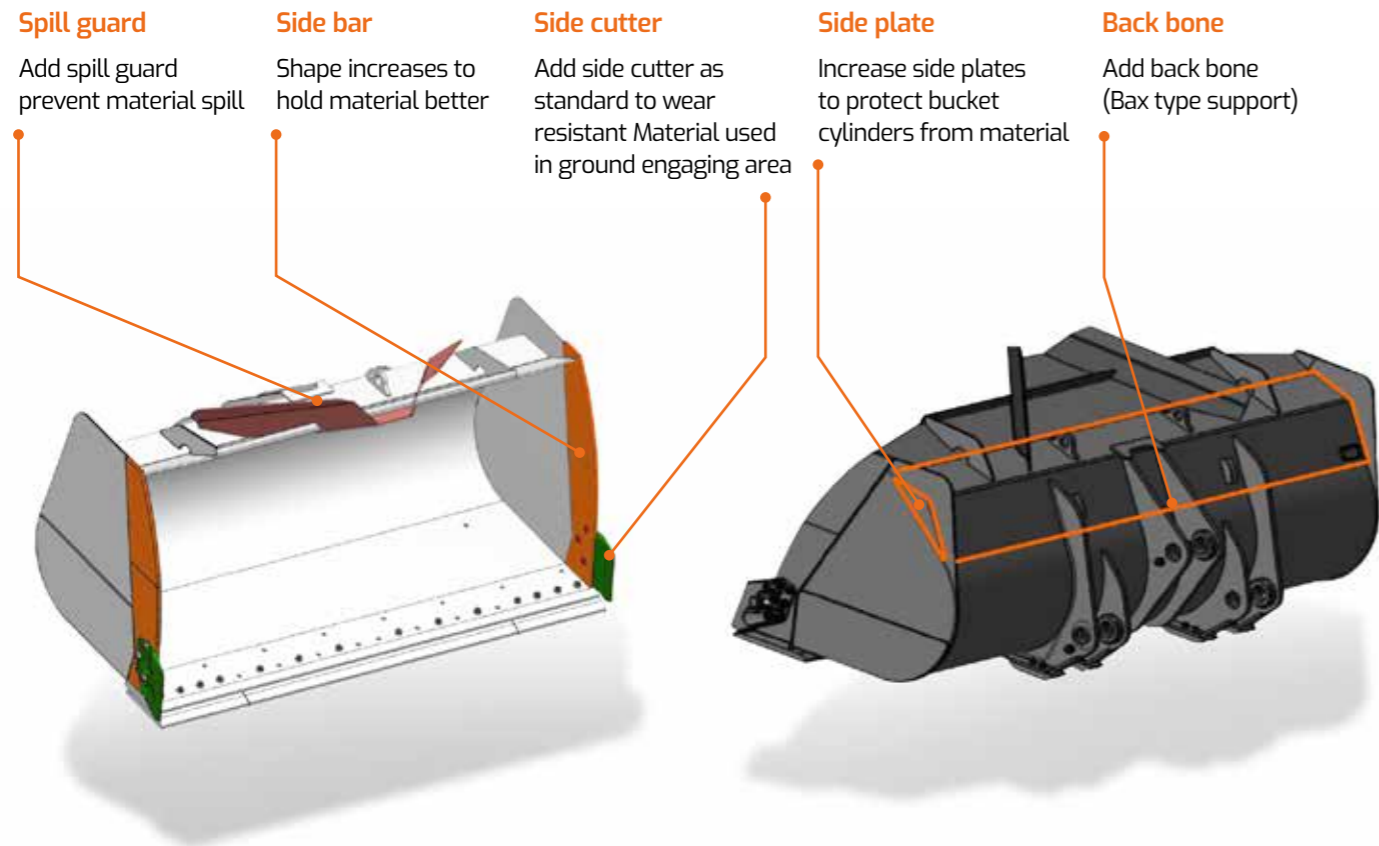
THE GLOBAL PARTS DISTRIBUTION CENTER NETWORK

PDCs had been set up as shown below, including Mother PDC in Ansan, Korea. The nine other PDCs include one in China (Yantai), three in USA (Atlanta, Seattle and Miami), two in Europe (Germany and the UK), one in the Middle East (Dubai) and two in Asia (Singapore and Indonesia).



ATTACHMENTS

Aggregate bucket is the most commonly used bucket in the construction equipment market and is designed mainly for use in heavy construction but also used in low density mining and quarry application.



1
PLOW BOLT FOR CHANGEABLE PARTS
New plow bolt will be applied on tooth adaptor and cutting edge



2
CHANGEABLE BOTTOM PLATES
Operator can change wear plate easily



BUCKETS

	DLGP25	DLLM25	-
WEIGHT (kg)	965	1,300	-
CAPACITY (m ³)	2.4	3.0	-



QUICK COUPLER

	DLQC25
WEIGHT (kg)	390



PALLET FORK

	DLPF25
WEIGHT (kg)	1,025
LENGTH (inch)	60
OPERATING WIDTH (mm)	450~2,030



LIFTING ARM

	DLLA25
WEIGHT (kg)	610
LOAD (kg) (REACH (m))	2,000 (3.5) / 1,400 (4.6) / 1,000 (5.7)



General Purpose

General purpose grapples is an all-round grapple for handling and sorting entire trees or for grabbing single stem.



Tropical

tropical timber grapples are very wide with two separate clamping arms to hold large, heavy items securely, principally intended for handling large diameter and high density tropical type timbers.



Sorting

sorting type grapple has relatively long and straight tines so the grapple can be easily filled when loading from stacks or sorting bunkers. Both the Unloading and the sorting grapple can be fitted with a hydraulic heel/kick out.

LOG GRAPPLE

	General Purpose	Tropical	Sorting
WEIGHT (kg)	1,500	1,700	1,500
LOG DIA. Ø (mm)	315	1,000	1,300

TECHNICAL SPECIFICATION

ENGINE

The high performance Develon DL06 6 cylinder, direct injection, turbo charged, air-air intercooler engine offers low fuel consumption and low exhaust emissions.

Rated Power

129 kW(173 HP) @ 2,000 rpm (SAE J1995, gross)

Max Torque

785 N.m @ 1,500 rpm

Displacement

5,890 cc

Bore x stroke

∅ 100 x 125 mm

3 stages Air cleaner including a very efficient pre-cleaner, main and safety elements.

Hydraulically driven puller type fan with possibility of adjustment.

Battery

System voltage : 24 V
Quantity : 12 V x 2
Capacity (AMP) : 100 Ah

Starter power

24 V / 6 kW

Alternator output

24 V / 80 A

AXLES

The front and rear axles with planetary hub reductions are built on the base of very reputed components. Fitted as standard, the front and rear limited slip differentials, ensure the traction is optimal in all circumstances.

Type

Fully floating planetary-type

Limited slip Differential (front and rear)

30 %

Oscillation angle

+/- 11°

Brake

Dual circuit multi-plate wet discs.
Hydraulic actuation with pump and accumulator.
The sintered metal brake discs extended discs service intervals : increased three times A spring applied and hydraulically released parking brake is mounted on the transmission shaft.

TRANSMISSION

"Full Power Shift" transmission. It can be used in manual or automatic modes.

This transmission is based on components having excellent worldwide reputations. It is equipped with a modulation system allowing soft gear shifting and inversion of travel direction. Safety devices also protect the transmission of bad operations.

The gear and direction shifting is operated by a single lever to the left of the steering wheel. A travel direction control is also mounted on the hydraulic joystick. (Optional)

The transmission can be de-clutched by the operation of brake pedal to increase the power available to the hydraulic pumps.

A safety device prevents the starting of the engine when not in neutral.

Torque converter

Type : Single stage, one phase.
Stall ratio : 2.664

Travel speed, kph

Forward : 6.3 / 11.7 / 22.2 / 36 (1/2/3/4)
Reverse : 6.7 / 12.3 / 23.3 (1/2/3)

HYDRAULIC SYSTEM

The hydraulic system uses variable displacement axial piston pump.

Pilot actuation with standard single lever.

Automatic arm kick-out is standard.

All of hydraulic lines are equipped with special seals (ORFS)

Max flow main

268 / 140 / 43 l/min (70.8 / 37/ 11.3 gal/min)

Working Pressure

200 bars

Pressure of the pilot circuit

33 bars

Filtration capacity on the return line

10 microns

Loading cycles time

Lifting speed (loaded) : 6.0 seconds
Dumping speed (loaded) : 1.3 seconds
Lowering speed (empty) : 4.0 seconds

OPERATOR'S CABIN

The modular cabin allows excellent visibility in all directions. The optimal ventilation is obtained by numerous ventilation outlets. Touch buttons control the air re-circulation air conditioning and heating systems. The air of the cabin is filtered.

All necessary information for the operator are centralized in front of operators.

The main functions are actuated via switches located on a console at the right of the operator.

Generous storage places are well located. The cabin, mounted on viscous element and equipped with an air suspended seat, offers a better comfort for the operator.

Access door : 1

Emergency exits : 2

The cab conforms ROPS ISO 3471 and FOPS : ISO 3449

Guaranteed external noise level Lwa
(following ISO 6395) 104 dB(A)

Guaranteed inside of cabin noise level Lpa
(following ISO 6396) 72 dB(A)

STEERING

The steering system is a load sensing type with a flow amplifier and a priority valve.

Steering angle

40°

Oil flow

140 l /min(37 gal/min) @ 2,200 rpm, high

Working pressure

180 bars

Steering cylinders (2)

bore x stroke : 70 x 425 mm
Emergency steering system with hydraulic pump driven by electric motor. (Optional)

LIFTING SYSTEM

The lifting system with two cylinders and Z configuration is designed for the toughest jobs. The breakout force is very important and the bucket movements are fast.

The bucket angles are well kept in good positions on all the range of bucket movement.

Lifting cylinders (2)

bore x stroke : 140 x 790 mm

Bucket cylinders (1)

bore x stroke : 160 x 515 mm

MAINTENANCE

Maintenance is easy due to excellent access. The radiator fan swivels to aid cleaning. The transmission is electronically controlled. An error coding system allows easy diagnosis of the systems and proper intervention

Engine (oil) - 24.5ℓ

Radiator (cooling liquid) - 31.1ℓ

Fuel - 235ℓ

Hydraulic oil - 140ℓ - 5T

Gear box and torque converter - 32ℓ

Front axle - 35ℓ

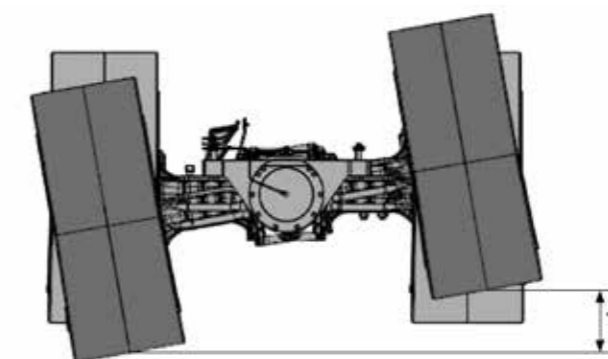
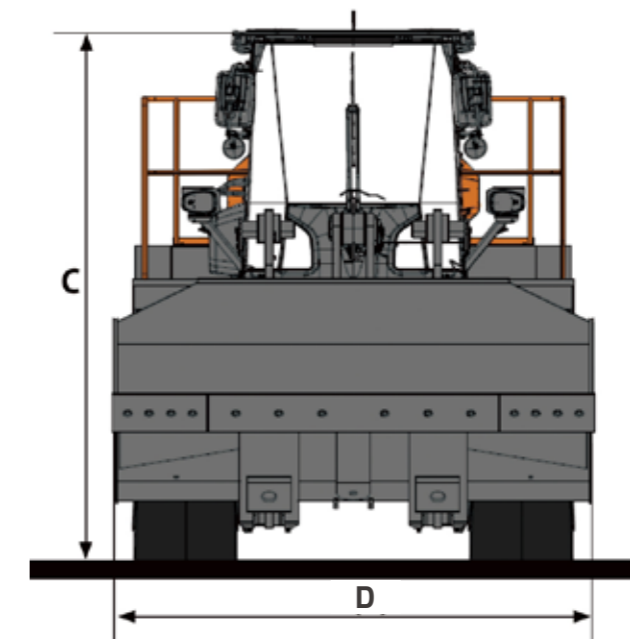
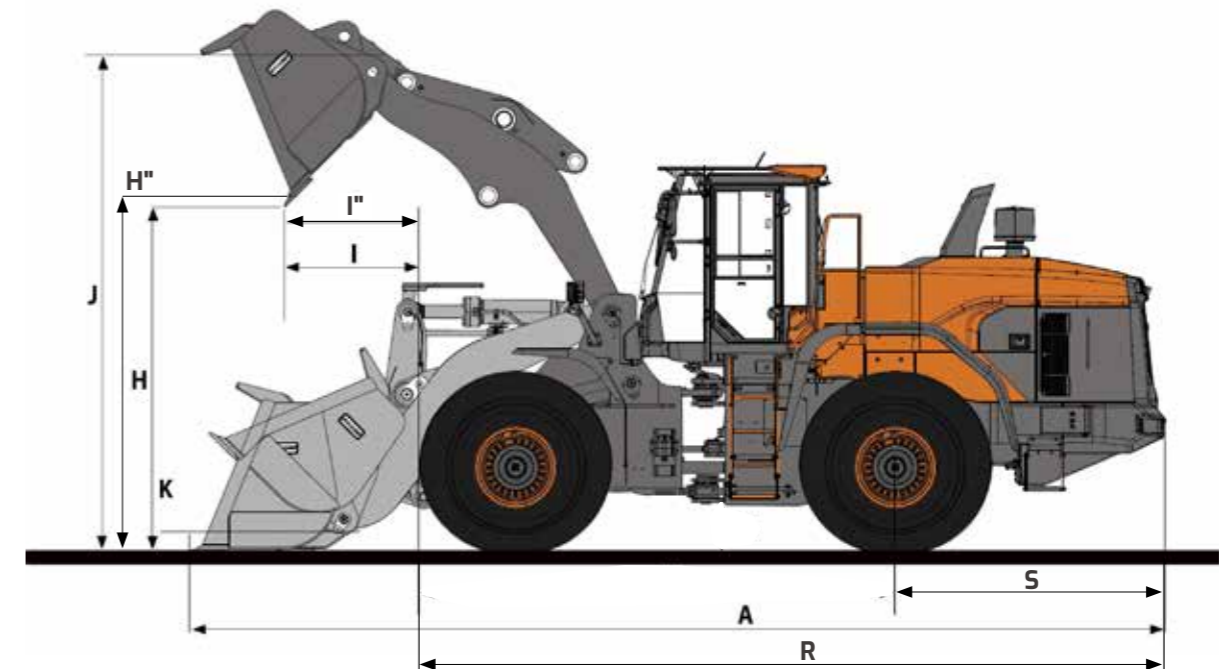
Rear axle - 23ℓ

OPERATIONAL DATA

BUCKET TYPE		General purpose				High Lift Arm	
BUCKET MOUNT		PIN ON	PIN ON	PIN ON	PIN ON		
Configuration	Unit	Teeth	Bolt-on edge	Teeth	Bolt-on edge		
Capacity heaped ISO/SAE	m ³	2.4	2.5	3	3.1		
Bucket width	D	mm	2,740	2,740	2,838	2,838	
Breakout force	kN	120	111	102	95		
Static tipping load (straight)	kg	10,881	10,630	10,493	10,338	-1,725	
Static tipping load (at full turn)	kg	9,592	9,370	9,250	9,113	-1,519	
Dump height (at 45°) ¹⁾ (at fully raised)	H(H')	mm	2,715	2,795	2,600	2,680	+450
Dump reach (at 45°) ¹⁾ (at fully raised)	I(I')	mm	1,145	1,075	1,260	1,190	-45
Dump height (at max. dump) (at max. reach) ¹⁾		mm	685	785	535	635	+30
Dump height (at max. dump) (at max. reach) ¹⁾		mm	1,490	1,455	1,560	1,520	+420
Digging depth		mm	75	70	75	70	65
Height at bucket pivot point	J	mm	3,850	3,850	3,850	3,850	+450
Max. tilt angle at carry position	K	deg	48	48	48	48	51
Max. tilt angle at fully raised		deg	59	59	59	59	61
Max. tilt angle on ground		deg	42	42	42	42	43
Max. tilt angle at max. reach		deg	59	59	59	59	58
Max. dump angle at max. reach		deg	65	65	65	65	60
Max. dump angle on ground		deg	64	64	64	64	63
Max. dump angle at fully raised		deg	48	48	48	48	45
External radius at bucket edge		mm	6,125	6,070	6,195	6,165	+179
Ground Clearance at 12° oscillation	T	mm	389	389	389	389	389
Rear Axle to Counter weight	S	mm	1,907	1,907	1,907	1,907	2,082
Overall length without bucket	R	mm	6,267	6,267	6,267	6,267	+571
Overall length	A	mm	7,575	7,470	7,739	7,634	+396
Operating weight	kg	13,639	13,754	13,809	13,924	+174	

1) Measured to the tip of the bucket teeth

DIMENSIONS



STANDARD EQUIPMENT

STANDARD EQUIPMENT

Engine

- Develon DL06 engine
- Air cleaner - Double element cartridge
 - + Cyclone filtration in prior stage
- Fuel filter - Main fuel filter and fuel pre-filter with water separator
- External drains for engine oil and coolant changes
- Hydraulic radiator fan

Hydraulic System

- Hydraulic control valve - 2 spool
- Hydraulic main pump - Triple tandem vane
- Hydraulic control levers
- Boom kick out - Automatic
- Bucket return to dig - Automatic
- Automatic reverse Fan

Cabin and Interior

- 12V power socket
- Double filtered air cab
- Air conditioner and heater with recirculation function
- Dual Cup holder
- USB Charging Port
- Tinted glasses
- Sunglass Case
- Floor mat
- AM/FM Radio + MP3(USB)
- Windshield washer front and rear
- Windshield wipers front and rear
- Cigarette lighter
- Multiple storage compartments
- Front/Rear Sun visor
- Glass antenna
- Seat - Mechanical suspension
- ROPS cabin - ISO 3471
- FOPS cabin - ISO 3449
- Adjustable steering column
- Rear view mirrors - Interior 1
- Rear view mirrors - Exterior 2

* Standard specification and options may vary by country.

** Specification is subject to change without prior notice for quality enhancement.

Electrical and lighting

- Battery cut-off switch
- Working light - Front 2 + Rear 2
- Driving light - Low and high beams
- Tail indicators - Stop, reversing lights
- Reversing alarm
- Electric horn
- Alternator - 24V, 80A
- Self-diagnostic system

Linkage

- Z-bar loader linkage

Drivetrain and Brake system

- Gear shift switch - Manual, Auto 1 4, Auto 2 4
- Kickdown and travelling direction selection
- Starting safety system
- Dual brake circuits with accumulator
- Dual service brake pedals
- Secondary brake system
- Parking brake - Electrical, hydraulic
- Differential - Limited slip

Steering system

- Load sensing steering system

External equipment

- Fender

OPTIONAL EQUIPMENT

OPTIONAL EQUIPMENT

Some of these optional equipments may be standard in some markets. Some of these optional equipments cannot be available on some markets. You must check with the local Develon dealer to know about the availability or to release the adaptation following the needs of the application.

Hydraulic System

- Hydraulic Oil - VG32 Cold Weather
- Hydraulic Oil - VG46 Normal Weather
- Hydraulic Oil - VG68 Tropical Weather
- Hydraulic control valve - 3 spool
- Load isolation system (LIS)
- Hydraulic control levers - Mono
- Hydraulic control levers - FNR
- Quick coupler port and switch

Cabin and Interior

- Seat - Air suspension with heater
- Camera - Rear view
- Rear Sun visor

Electrical and lighting

- License lamp
- Beacon - Rotating
- LED working lamp
- Heated side mirrors

Linkage

- Z-bar high lift loader linkage

Drivetrain and Brake system

- Thermostat

Steering system

- Emergency steering pump

External equipment

- Fender - Full fender + rubber protector
- Fender - Rubber protector
- Wheel chocks
- Anti-noise Kit
- Additional counterweight - 0.3 ton
- Tool Kit